

**URGENT BUSINESS AND SUPPLEMENTARY INFORMATION**

**Council**

**18 December 2017**

Agenda Item Number	Page	Title
8.	Pages 1 - 18	Thames Valley Police  Presentations by Police and Crime Commissioner and Chief Constable

*If you need any further information about the meeting please contact Natasha Clark, Democratic and Elections [natasha.clark@cherwellandsouthnorthants.gov.uk](mailto:natasha.clark@cherwellandsouthnorthants.gov.uk), 01295 221589*

This page is intentionally left blank



**Police and Crime Commissioner  
Anthony Stansfeld**



**DISTRICT COUNCIL  
NORTH OXFORDSHIRE**

**18<sup>th</sup> December 2017**

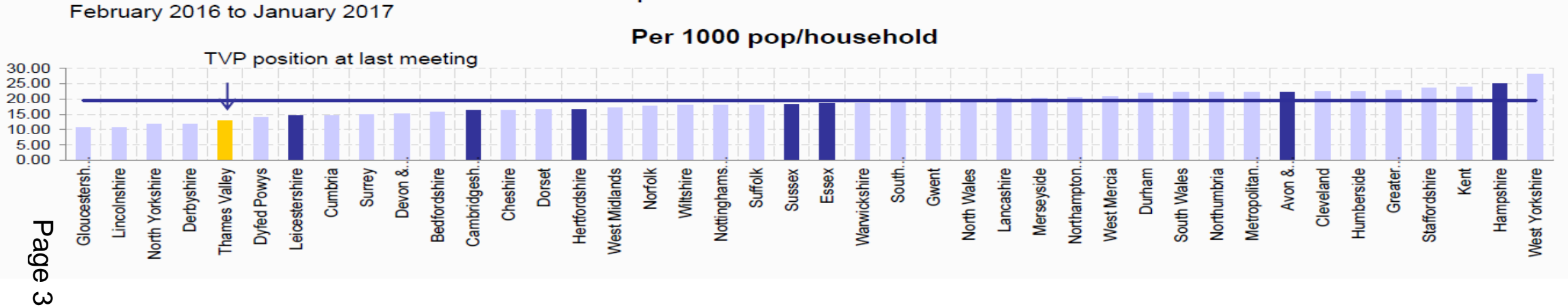


## 2016 -17 Crime Performance Headlines (1/3)

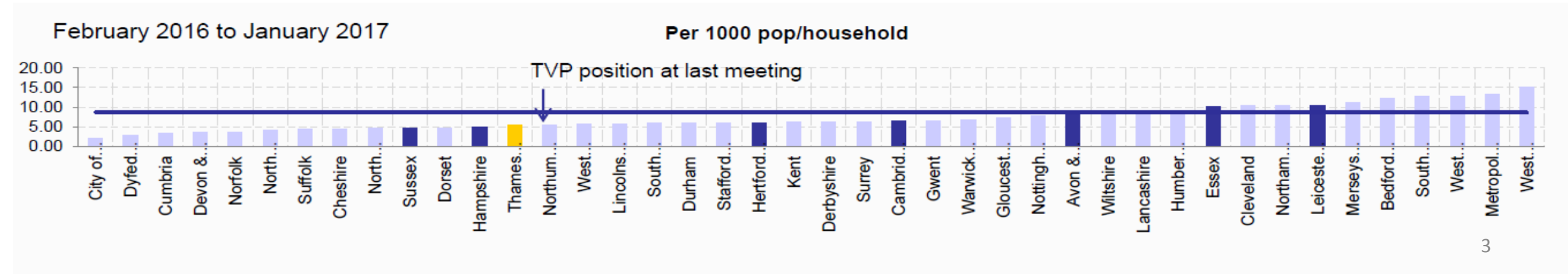
- Thames Valley saw recorded crime increase by 7.2% (129,449 → 138,710) which compares to a national increase of 11%
- The overall increase in crime remains low in Thames Valley: 66,976 fewer crimes compared to 5 years ago (205,686) and 8,357 fewer offences compared to 10 years ago (147,067)
- The increase is reflected nationally (ONS Crime Survey of England and Wales), and is largely attributed to improvements in compliance with National Crime Recording Standards, following recommendations made by HMIC in 2014.
- The HMIC's latest PEEL assessment rated Thames Valley Police as good across all areas of policing (effectiveness, efficiency and legitimacy),
- Victim satisfaction remains high at 88%, compared with the national average of 84%.

# 2016 -17 Crime Performance Headlines (2/3)

## A) Priority Measure: A reduction in violence - Comparison with other forces



## B) Priority Measure: A reduction in domestic burglaries - Comparison with other forces



## 2016 -17 Crime Performance Headlines (3/3)

- Recorded offences of violence against the person have risen by 7.9% (compared to around a 19% increase nationally).
- Homicide has increased by 5.6% (18 reports in 2015/16 and 19 reports in 2016/17). Three of the recorded homicides are in relation to the deaths of three men at Didcot Power Station in February 2016.
- Sexual offences have increased by 4.2% over the past year (4,412 crimes in total).
- Recorded offences of rape have increased by 9.3% and non-rape sexual offences have increased by 1.6%.
- Burglary has increased by 9.1% and vehicle crime has increased by 10.6%, with certain increases in specific areas.
- Arson has increased by 19.9%, which is largely thought to be due to improvements in recording practices.
- Trafficking of drugs offences have increased by 28.1%, which can be largely attributed to an increase in proactive police activity i.e. warrants and pre-planned operations to combat illegal drug activity across county lines.
- Possession of weapons offences have increased by 19.8%.
- Hate crime has increased overall by 8.1%. We believe this due to an increased victim confidence in coming forward.
- Domestic abuse has risen by 3.3%. Domestic abuse remains a priority for the force.

# Your Police Area

**2.3**  
MILLION  
POPULATION

**3886.5**  
POLICE OFFICERS

**424**  
PCSOs

**2604.5**  
POLICE STAFF

**486**  
SPECIAL  
CONSTABLES

**523**  
VOLUNTEERS

**10**  
POLICE  
HORSES

**41**  
POLICE  
DOGS

**6**

MILLION  
ANNUAL  
VISITORS  
TO THE AREA

**2,200**  
SQUARE  
MILES

**18**  
LOCAL  
AUTHORITIES

**196**  
MILES OF  
MOTORWAY



## DEMAND



A TOTAL OF 1,277,436 CALLS FOR SERVICE IN 2015/16  
- 258,729 CALLS TO 999  
- 1,018,707 CALLS TO 101 (NON-EMERGENCY NUMBER)

ONLY **20%** OF CALLS ARE CRIME RELATED

**ASB** 1 CALL EVERY 20 MINUTES  
ANTI-SOCIAL BEHAVIOUR

1 FEAR FOR WELFARE CALL EVERY 14 MINUTES

1 REPORT OF DOMESTIC ABUSE EVERY 11 MINUTES

1 MISSING PERSON CALL EVERY 42 MINUTES

1 INCIDENT IN A CHILDREN'S HOME EVERY 6.7 HOURS

1 INCIDENT IN A HOSPITAL EVERY 2.2 HOURS



# Adult Survey

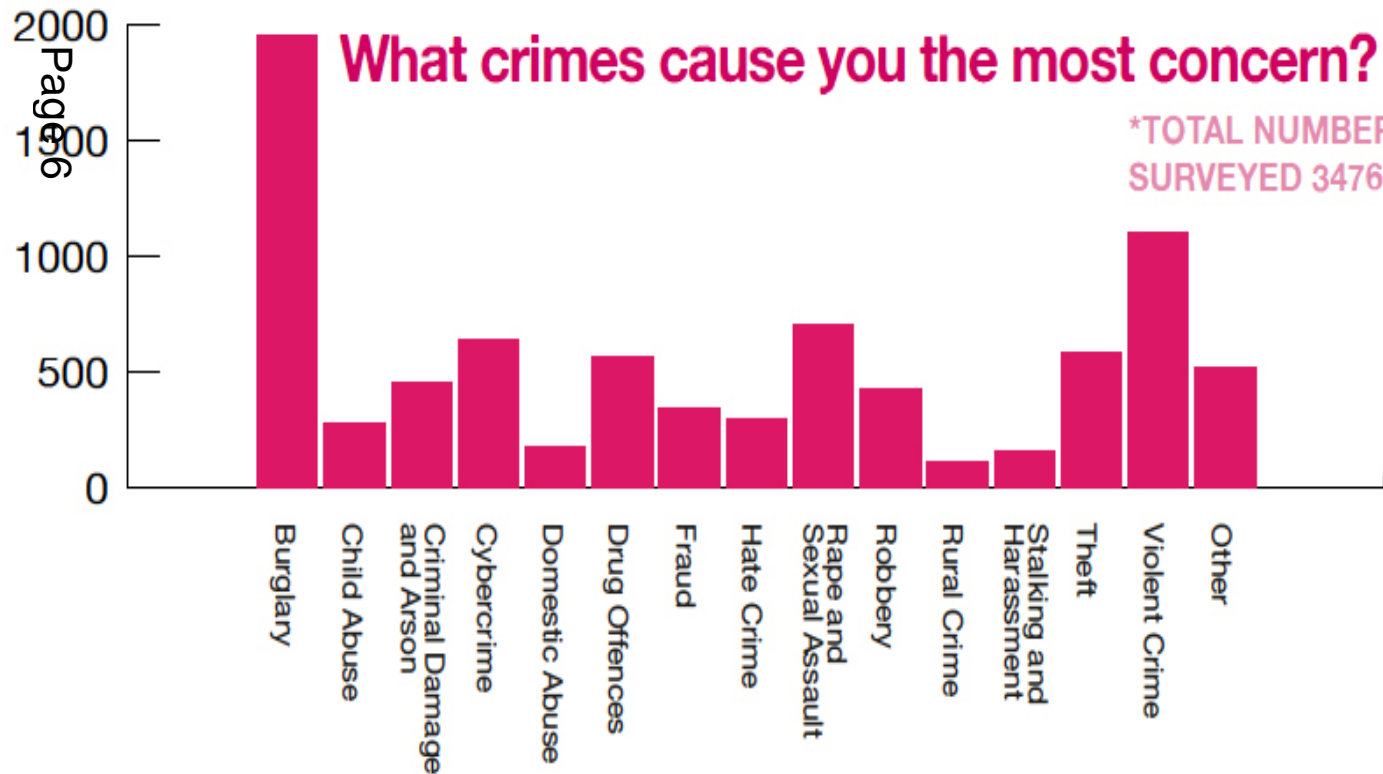
"The police do a good job....but would be even better if we saw more of them..."

## PCC Survey 2016 - to inform the new 5 Year Plan

# 3562 ADULTS SURVEYED

Despite feeling safe many people would like to see more police officers patrolling on the street

**87%** are **satisfied** with the police in their area.



**57%** said they had been a victim or witness to a crime



**77.59%** feel very safe or safe where they live



# Youth Survey

"If someone tried to hurt or harm me the police would protect me"

# 1215

YOUNG INDIVIDUALS  
AGED 11 - 17  
SURVEYED

## What crimes cause you the most concern?



**bike**  
being stolen  
**being in a fight**  
or beaten up  
**physical bullying**



**being bullied**  
(verbal bullying & cyber bullying)  
**Sexting and indecent images**  
unwanted sexual comments or jokes in person and online

Page 7

### THOUGHTS ON THE POLICE

- 56%** trust the police
- 46%** said the police make them feel safe
- 28%** wouldn't or didn't know if they would report a crime to the police
- 14%** are intimidated by the police

### EXPERIENCE OF CRIME

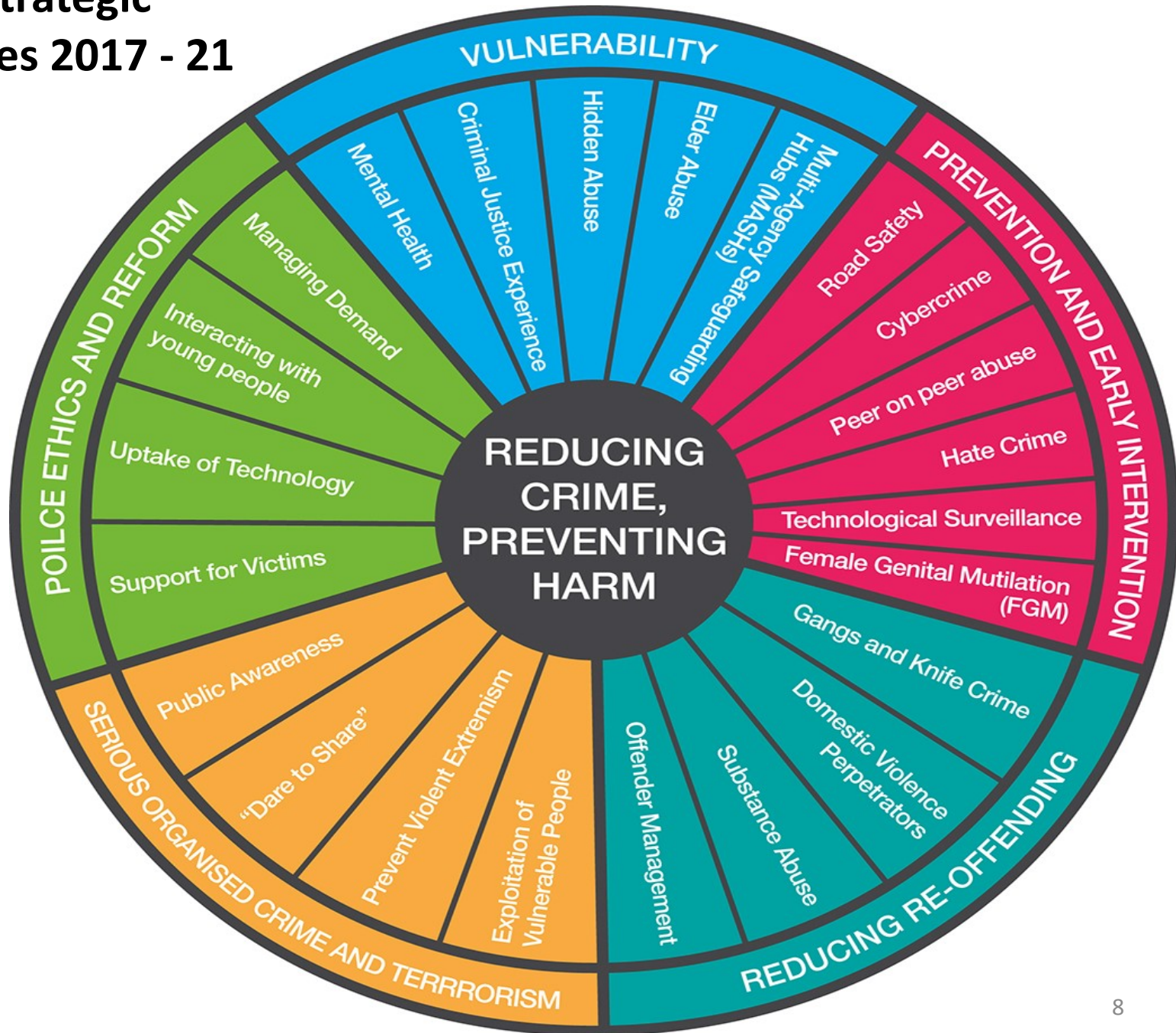
- 1 in 2** have seen violence between young people in the last year
- 35%** have seen young people doing drugs
- 1 in 4** have a friend who had been a victim of hate crime
- 35%** have a friend who was a victim of theft

### WHAT WORRIES THEM?

- 33%** worry about violence
- 30%** worry about sexting, being inappropriately touched and/or having unwanted sexual comments directed at them
- 23%** worry about being hit by a car
- 1 in 2** worry about being a victim of theft

# PCC's Strategic Priorities 2017 - 21

1	VULNERABILITY
2	PREVENTION AND EARLY INTERVENTION
3	REDUCING RE-OFFENDING
4	SERIOUS ORGANISED CRIME AND TERRORISM
5	POLICE ETHICS AND REFORM





# Chief Constable Francis Habgood QPM

*Cherwell*

DISTRICT COUNCIL  
NORTH OXFORDSHIRE

18 December 2017

- Video
- [A Year In Policing The Thames Valley  
2016 - 2017 - YouTube](#)

Page 10



Our commitment:  
Working together to make  
our communities safer

Building on our successes, we will continue to work together to make our communities safer.

We will foster the culture, values and skills needed to deliver an effective and efficient police service which meets the needs of the public we serve.

We will **transform** and **innovate** to meet policing needs **now** and in the **future**.



## An emergency service that keeps people safe and brings offenders to justice

### We Have

- Op. Reacher
- Test purchase operations to tackle CSE.
- One Punch Campaign

### We Will

- Improve on how we deal with unlawful encampments.



## Working together to build stronger, more resilient communities

### We Have

- Safeguarding Children In Banbury
- Hate/knife crime inputs to children
- Cadet scheme

### We Will

- Have Community Resilience Forums.



## A modern police force which meets the needs of our communities

### We Have

- New Website
- Thames Valley Alert App
- Cyber Crime Investigation
- Protect Your World

### We Will

- Citizens Portal
- Digital Transformation
- Demand Management
- Contact Management





## A skilled and trusted workforce

### We Have

- Community Engagement & Problem Solving
- Stop and Search App
- Apprenticeships

### We Will

- Targeted Engagement / Recruitment
- Improved our Response to Hate Crime and Vulnerability
- Children & Young Persons Strategy

## Priorities for 2017/18 - Operational

- Cut crimes of most concern
  - Burglaries, Violence, Rural Crime, Serious and Organised Crime
- Protect Vulnerable People
  - Repeat victimisation of domestic abuse, response to hate crime, CSE, FGM, HBA, FM
- Bring offenders to justice
  - Quality of files
- Reduce repeat demand

Page 16





# Chief Constable Francis Habgood QPM

*Cherwell*

DISTRICT COUNCIL  
NORTH OXFORDSHIRE

18 December 2017

This page is intentionally left blank